



ATS



AUTOMATIC TRANSFER SWITCH

CLEVER Automatic Transfer Switch, ATS in short, is a kind of highly reliable and applicable switch which supplies redundant power to connected equipments. When Power supply A fails, ATS will switch to Power supply B automatically.

By monitoring the load current and working voltage, ATS can clearly note the change of current and voltage and realize the automatic power supply switch to reach the purpose of uninterruptible power supply.

Main functions of Basic ATS:

- **Switch over:** automatic switch over power A and power B, interval time $10 \leq 16\text{ms}$.
- **Monitoring:** total load current; input/output voltage; power supply A/B; system operating state.
- **User-defined alarm:** threshold of total load current.
- **System default alarm:** current overload; either power supply goes wrong.
- **Alarm method:** audible and visual alarm (external connection).
- **Accessing method:** SERIAL.



T1S00216AB



T1X31232AB




IEC60309



T1S10216AB



IEC320 C20



T1X36232AB



IEC60309




IEC60309



T1S20216AB



IEC60309



T1X35232AB



IEC60309



IEC60309



T1S12216AB



IEC320 C20



IEC320 C19




T1S24216AB



IEC60309



IEC60309



T1X33232AB



IEC60309



IEC320 C19

Main functions of intelligent ATS:

- **Switch over:** automatic switch over power A and power B, interval time $10 \leq 16\text{ms}$.
- **Monitoring:** total load current; input/output voltage; power supply A/B; system operating state.
- **Remote control:** switch over power A and power B; threshold of total load current.
- **User-defined alarm:** threshold of total load current.
- **System default alarm:** current overload; when automatic transfer happens; either power supply goes wrong.
- **Alarm method:** audible and visual alarm (external connection); telephone alarm; email alarm.
- **Log record:** save the system operation and alarm record which can be inquired and exported.
- **System support:** single user operating system, support software upgrade.
- **User management:** set user's right.
- **Accessing method:** Web, accessing through IE; SNMP (V1), through standard network working station; Telnet, through command-line console; SERIAL.
- **System configuration:** time setting; button lock; voltage range setting; transfer time from secondary power supply to main power supply; system hyperlink.



T2S00216AB




T2S10216AB
IEC320 C20



T2S20216AB
IEC60309



T2S12216AB
IEC320 C20 IEC320 C19



T2S24216AB
IEC60309 IEC60309



T2X31232AB
IEC60309



T2X36232AB
IEC60309 IEC60309



T2X35232AB
IEC60309 IEC60309



T2X33232AB
IEC60309 IEC320 C19

ATS



Optional device: overload protector or surge protector

Performance parameter		1	2	3	4	5	6	7	8	9	
Switch-over	Switch-over poles	L, N									
	Interval time	10 ≤ 16ms									
Alarm port	Logical port	φ5 earphone jack × 1, to connect audible and visible alarm									
	Output current	LED, 3 digits in red, accuracy 100mA ± 1%+1									
Display	Output voltage	LED, 3 digits in red, accuracy 1V ± 1%+3									
	A/B Power supply	A/B power supply indicator									
	Main power	A/B power supply indicator									
	Current power	A/B power supply indicator									
	Overload	Overload indicator									
Protector	Power input	Power supply A/B									
	Rating voltage	220VAC									
Input	Voltage range	180VAC~260VAC									
	Frequency	50/60Hz ± 5Hz									
Power input	Socket	Cable and plug									
		C20	IEC60309	C20	IEC60309	Cable and plug					IEC60309/32A
	Load current	16A	16A	16A	16A	32A	32A	32A	32A	32A	32A
		Power output	Socket	Cable and plug						Socket	Cable and plug
Output	Outlet	8 × C13 + 2 × C19		C19	IEC60309	16 × C13 + 4 × C19		IEC60309/32A	IEC60309/2 × 16A	2 × C19	
	Total current	16A									
Circuit breaker	Optional (Choose one)										
	Surge protector										
Dimension	L × W × H= 482.6 × 230 × 44.4mm										
Installation	Horizontal, 1U										
Housing color	Black										
Working/Storage temperature & humidity		Working temperature 0~40°C, 5%~95%, non-condensing, storage temperature -40~70°C									
Performance parameter		10	11	12	13	14	15	16	17	18	
Communication interface	Network	1 × RJ45									
	Serial communication	1 × RJ45									
Alarm port	Telephone alarm	1 × RJ11									
	Voice record	Built-in MIC									
Display	IP	Circular display									